



EASILY MANAGE DATA CENTER AND FACILITY ENERGY, POWER, AND ENVIRONMENT

In today's data center, being efficient with power and cooling resources is almost as important as maintaining uptime. Sunbird's Power IQ[®] (PIQ) software provides the information and controls you need to fully utilize your existing infrastructure resources while alerting you to trouble before it causes downtime. PIQ software can be easily deployed as a standalone DCIM monitoring solution or with Sunbird's dcTrack[®] DCIM Operations to provide full asset and change management.

PIQ functionality scales to meet enterprise needs, allowing you to securely monitor all your data centers and labs, including your Busways, CRACs, UPS, PDUs, RPPs, Meters, Branch Circuits, Racks, Rack PDUs, Environment Sensors, IT Devices, and Electronic Door Locks — all from a single web browser.

PIQ is vendor neutral and automatically supports all major manufacturers. You can easily add support for any other manufacturers with our dynamic plugin capability.

MAKE INFORMED POWER AND CAPACITY PLANNING DECISIONS

PIQ software tracks actual power load of IT devices under computing stress, providing more accurate planning information.

- Find Stranded Power Capacity — Newly found capacity delays expensive capital expenditure.
- Project Future Power Capacity Needs — Trending and days of supply projections enable accurate forecasting.
- Monitor UPS Capacity and Battery information — End-to-end monitoring easily prevents potential over-capacity situations.

UTILIZE POWER AND COOLING RESOURCES EFFICIENTLY, IMPROVE PUE

PIQ software automatically collects power and environmental data from sensors.

- Leverage Free Cooling — Patented Electronic Psychrometric Cooling Charts help you keep cabinets in the ASHRAE[®] allowable environmental ranges for potential cost savings.
- Identify and Eliminate Ghost Servers — Scheduled email reports pinpoint ghost servers for consolidation.
- Bill Back Energy Costs Based on Usage — Automatically generated bill back reports drive better behavior.

PLATFORM OPTIONS:

- **VMWARE[®], MICROSOFT HYPER-V[®], AND LINUX[®] KVM VIRTUAL APPLIANCES**
Application software, database, and hardened Linux operating system are fully tested and ready to load on your VMware, Hyper-V, or Linux KVM platform
- **BRING YOUR OWN APPLIANCE (BYOA)**
Application software, database and hardened Linux operating system are loaded onto your enterprise-class appliance that meets our hardware specifications

MONITOR DATA CENTER HEALTH TO PREVENT COSTLY UNPLANNED DOWNTIME

- Avoid unplanned downtime that can cost hundreds of thousands of dollars per outage and the health of your complete data center, including critical facilities like UPS, CRACs, and Panels
- Simulate Rack Failover — Reports identify available capacity to ensure coverage in case of failure
- Visualize Data Center and Facility Health Status — Health Map of your data center floor with red, yellow, and green color coding provides an at-a-glance view of rack load levels, line currents, and all environmental conditions
- Alerting and Alarming of Threshold Violations — Automated emails enable quick identification of hotspots and potential trouble areas



HEALTH MONITORING

A real-time interactive data center health map increases your uptime by providing advanced warnings of issues such as hot spot formation, SLA violations, overcharges, and loss of redundancy.



AVOID HOTSPOTS AND OVERCOOLING

Maintain uptime, ensure compliance with manufacturer and industry-accepted recommendations, and achieve project cost savings by increasing the temperature set point.



POWER CONTROL WITH OUTLET GROUPING

Easily increase productivity by controlling the power on/off of outlets, IT devices, and groups of IT devices with power sources spanning multiple rack PDUs, without the need to log into your rack PDUs individually.



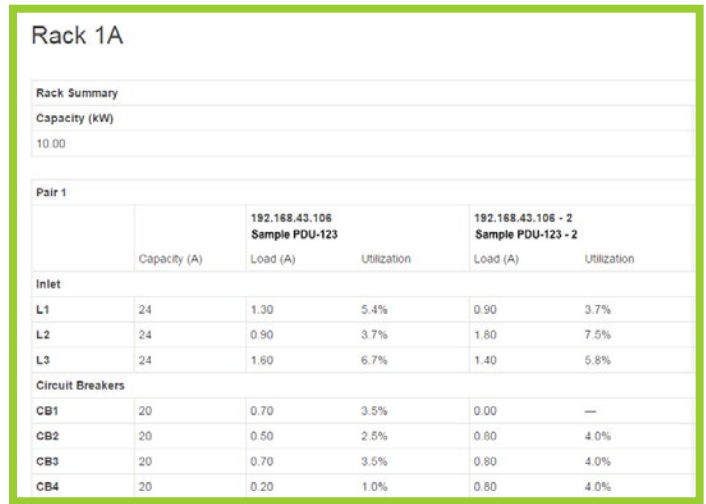
POWER USAGE EFFICIENCY (PUE)

See real-time PUE, trends, and your current power capacity utilization at any level in your data center or lab (PDU, rack, row, busway, etc.) helping to increase data center efficiency.



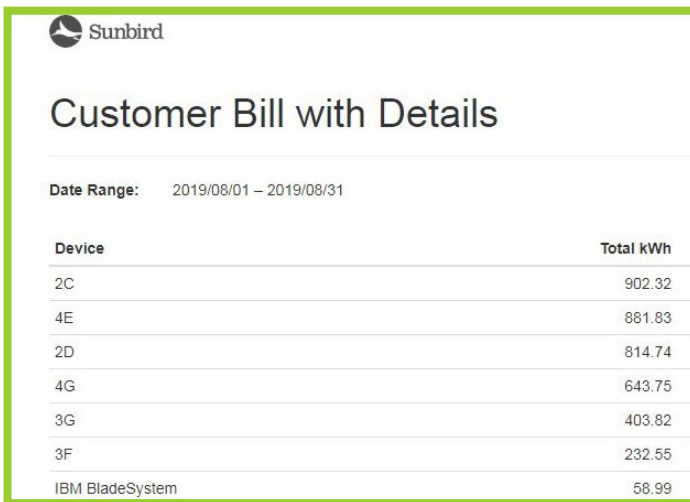
HEALTH TILES DASHBOARD FOR MULTIPLE SITES

Get a holistic, color-coded view of your data centers and racks on a single screen, including power load, temperature, and warning and critical event data — no configuration required.



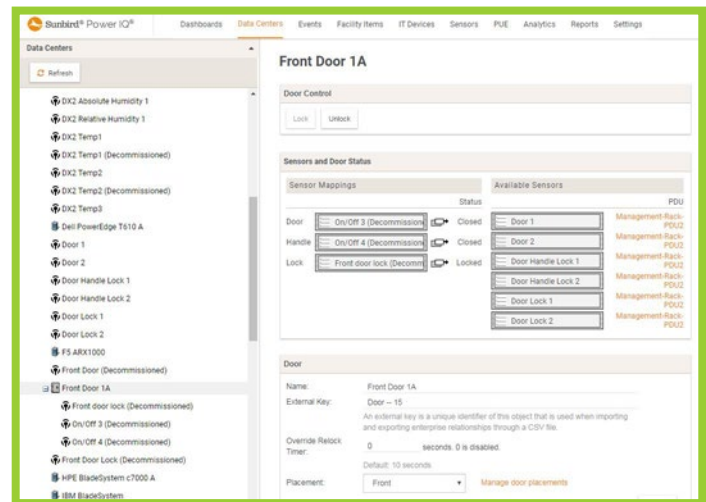
SIMULATE RACK POWER FAILURE

Eliminate outage concerns with at-a-glance views and reports that identify available capacity and whether there is enough available in case of failure.



BILL BACK ENERGY USAGE

Automatically generate bill back reports that charge individual organizations based on usage, including premium charges for overages, provide equitable distribution of power and energy charges, and drive energy efficiency and sustainability initiatives.



ELECTRONIC ACCESS SECURITY MANAGEMENT

Physically lock down individual cabinets and containment areas in your data center with electronic door management compatible with third-party door locks with RFID. Schedule time- and date-based door access within the GUI and create and share status and audit reports to improve productivity and enforce compliance. Ensure no door is left unlocked with a user-configurable auto-relock timer.

MONITORING AND MANAGEMENT

- Monitor facility objects, including rack PDUs, busways, sensors, meters, PDU/RPP/Branch Circuits, UPS, CRACs, and Electronic Door Locks
- A central management console consolidates names, polling status, location, model and firmware onto one screen, saving valuable management time
- Bulk configuration and firmware distribution for Raritan and Server Technology PDUs
- Power and environmental events and notifications
- Auto discover rack PDUs
- Trap Filtering and Forwarding plus JSON push alerts
- Multi-Tenancy support

AUTOMATED POWER CONTROL

- Remote power control of outlets, IT devices, device groups, and racks
- Patented agentless graceful operating system shutdown

POWER AND ENVIRONMENTAL DATA AGGREGATION

- User-configurable collection intervals ensure desired accuracy while minimizing network traffic
- Aggregate active power, current, temperature, and humidity data

OPEN DATA MODEL

- Web Services API enables easy scripting and integration with your systems with support for creating, reading, updating, and deleting data center items and for power control and reading events
- Open database connectivity capabilities let you use your existing data warehouse and reporting system to generate custom reports
- Import and export data via CSV file

SECURITY

- SNMP v1, 2, and 3 with Informs
- LDAP and Active Directory
- IP-based Access Control
- Granular permissions
- Full audit log
- IP Tables firewall
- Support for all browsers
- Specify unique administrator

DYNAMIC DASHBOARD, REPORTING, AND CHARTS

- Modern HTML User Interface
- User configurable dashboard with drag-and-drop widgets
- Monitor cabinet health and capacity with floor map visualizations
- Energy, cost, and carbon consumption reports
- Rack Inlet psychrometric chart for temperature and humidity
- Power chargeback reports by customer
- Cabinet-level power capacity reports
- Cabinet door status and audit reports
- Cabinet-level stranded power capacity chart
- Capacity, trending, and status reports
- Thermal analysis, including temperature and humidity
- Compliance Reports
- Power capacity meter with forecasted "days of energy supply"
- Rack PDU failover simulation charts
- Critical and warning alerts report, display, and email notifications
- Exception reports that highlight conditions outside of normal operations
- Data archive to retain and chart more raw data
- 3 phase current imbalance and circuit breaker state

CREATE CUSTOM REPORTS

- Tailor reports to focus on only the relevant timeframe and information
- Sort and filter data on power/energy, temperature, and other metrics to gain more granular insights
- Add custom fields with Tags and Tag Groups settings
- Customized tabular reports for active power, energy, and temperature

VENDOR AGNOSTIC SUPPORT

- Out of the box support for: APC®, Avocent®, BayTech®, Chatsworth Products, Inc., Cyber Switching®, Cyclades® Eaton, Emerson®, Geist, HP®, Knurr®, Liebert, MRV®, NetBotz, Raritan, Rittal®, Server Technology®, Schneider Electric, Sinetica, Starline Track Busway, Tripp Lite, UNITE™, Veris®, and many other devices
- Dynamic plugin capability
- Over 100 dynamic plugins are available at addons.sunbirdcim.com

Visit www.raritan.com/power-iq
or Call 1.800.724.8090 for more information.

©2020 Raritan Inc. All rights reserved. Raritan® is a registered trademark of Raritan Inc. or its wholly-owned subsidiaries. All others are registered trademarks or trademarks of their respective owners. Raritan began developing KVM switches for IT professionals to manage servers remotely in 1985. Today, as a brand of Legrand, we are a leading provider of intelligent rack PDUs. Our solutions increase the reliability and intelligence of data centers in 9 of the top 10 Fortune 500 technology companies. Learn more at Raritan.com V1109R14

Raritan®
A brand of  Legrand